
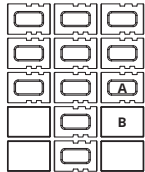




(Available Spring 2026) **SYSTEMA**

DESCRIPTION: Wall **TEXTURE:** Smooth

Pallet Overview



Smooth Chestnut Brown
Smooth Caffè Crema
Smooth Beige Cream
Smooth Greyed Nickel
Smooth Shale Grey
Smooth Onyx Black

Specifications per pallet

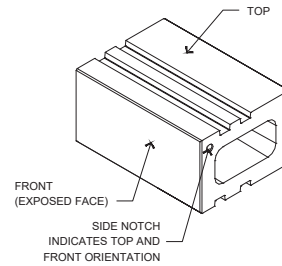


A - 22 units / pallet



B - 8 units / pallet

	Imperial	Metric
Dimension Front (L x D x H) A	14 x 10 x 7 1/16	356 x 254 x 180
Dimension Back (L x D x H) A	14 x 10 x 7 1/16	356 x 254 x 180
Dimension Front (L x D x H) B	14 x 10 x 7 1/16	356 x 254 x 180
Dimension Back (L x D x H) B	14 x 10 x 7 1/16	356 x 254 x 180
Cubing	30 units	30 units
	20.69 ft ²	1.92 m ²
Approx. Weight	1 918 lbs	870 kg
Number of rows	2	
Coverage per row	10.35 ft ²	0.96 m ²
Lin. coverage per row	17.5 lin. ft	5.34 lin. m



NOTES

See page 6 for icons description.

COMPATIBLE CAPS

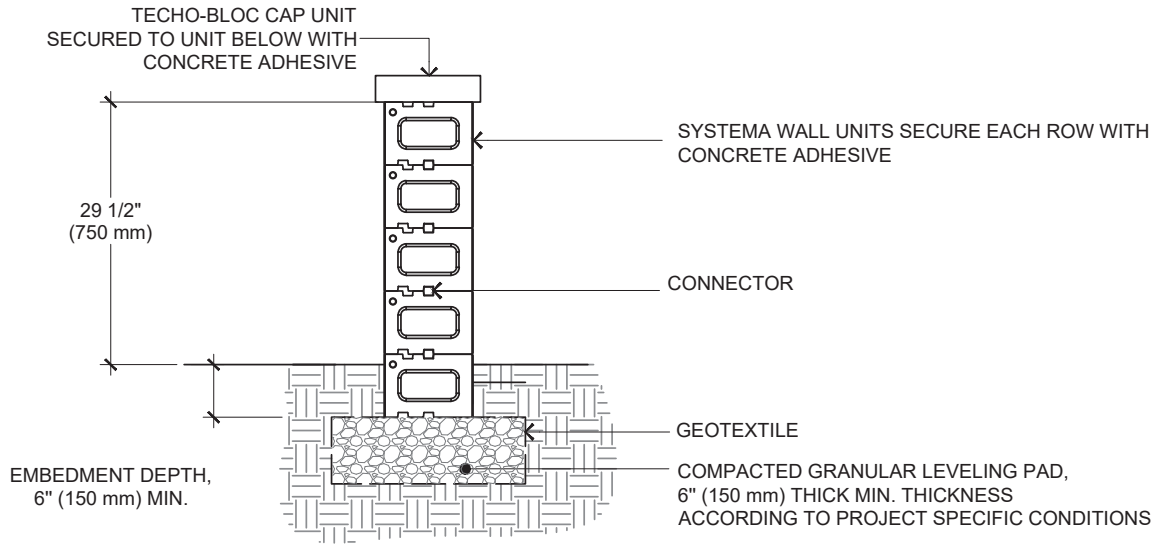
See page 145 for product compatibility.

NOTE: PALLETIZED UPRIGHT

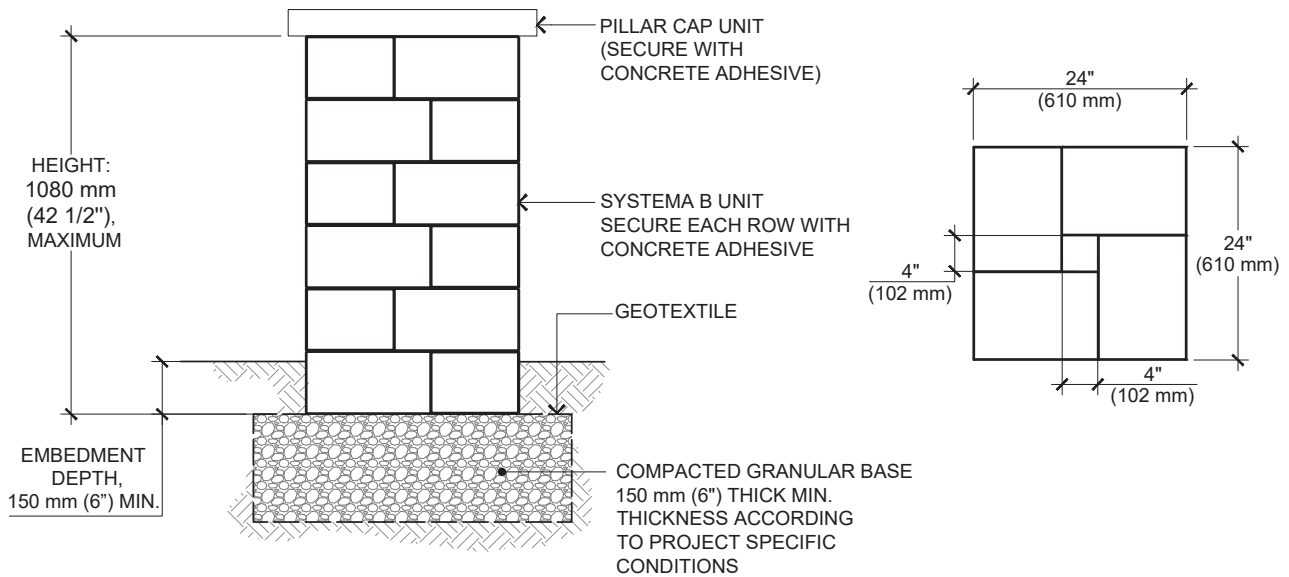
See page 146 to 161 for more technical information.

Systema walls are recommended for geogrid-reinforced applications up to 6 ft (1.8 m); taller reinforced walls (up to 10 ft [3.0 m]) may be feasible when designed by a qualified engineer based on site-specific conditions and project requirements.

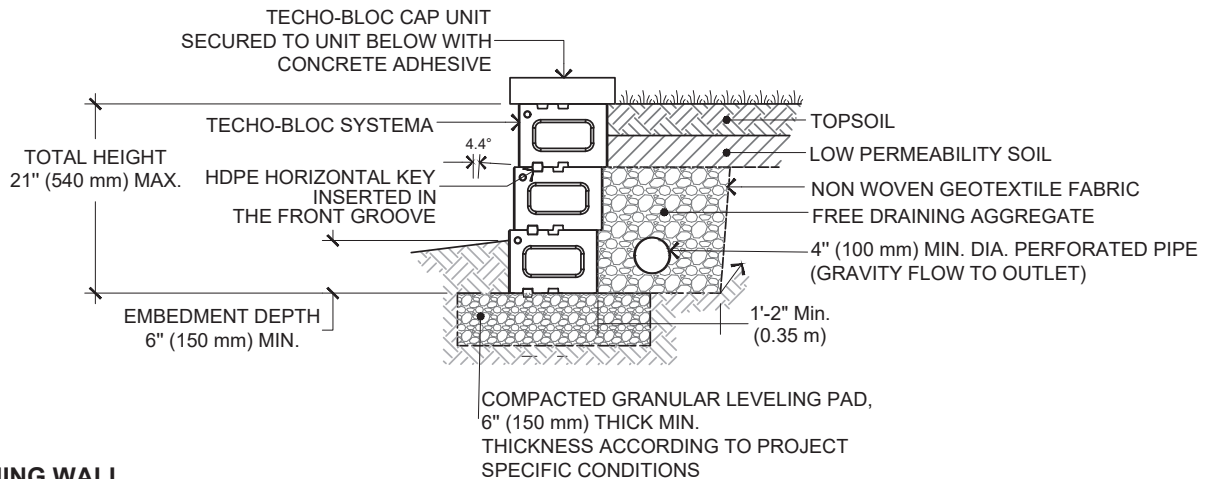
INSTALLATION GUIDE



FREESTANDING WALL



PILLAR



RETAINING WALL